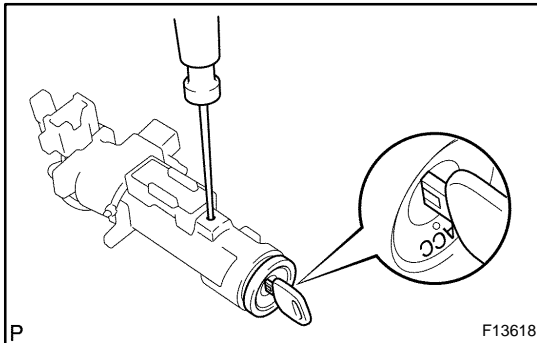


## INSPECTION

### 1. INSPECT STEERING LOCK OPERATION

Check that the steering lock mechanism operates properly.



### 2. IF NECESSARY, REPLACE KEY CYLINDER

- Turn the ignition key to the ACC position.
- Push down the stop pin with a screwdriver, and pull out the cylinder.
- Install a new cylinder.

HINT:

Make sure that the key is in the ACC position.

### 3. INSPECT IGNITION SWITCH (See page BE-37)

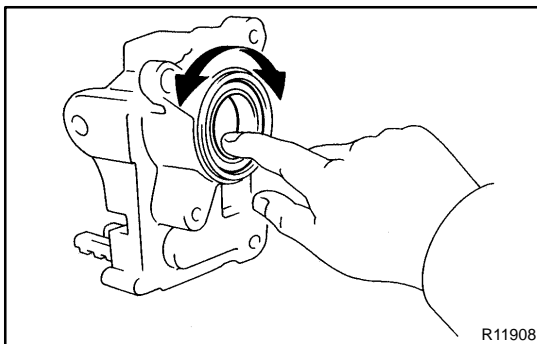
### 4. IF NECESSARY, REPLACE IGNITION SWITCH

- Remove the 2 screws and ignition switch.
- Install a new ignition switch with the 2 screws.

### 5. INSPECT KEY UNLOCK WARNING SWITCH (See page BE-37)

### 6. IF NECESSARY, REPLACE KEY UNLOCK WARNING SWITCH

- Slide out the key unlock warning switch.
- Install a new key unlock warning switch.

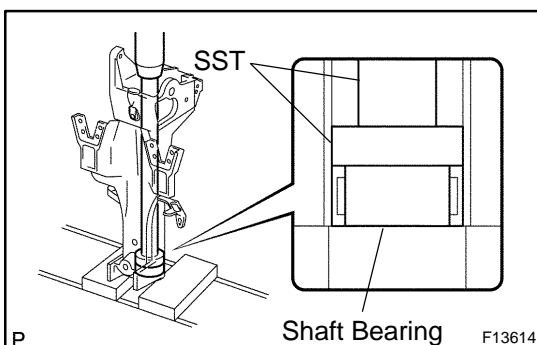


### 7. INSPECT BEARING

- Check that the bearing rotates smoothly without abnormal noise.

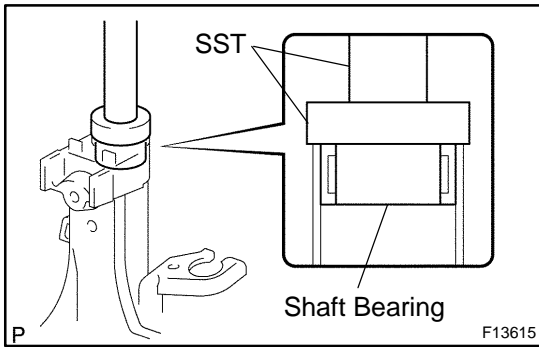
If it does not rotate smoothly or abnormal noise occurs, replace the column housing.

- Coat the bearing with molybdenum disulfide lithium base grease.



### 8. IF NECESSARY, REPLACE SHAFT BEARING

- Using SST and a press, press out the shaft bearing.  
SST 09950-60010 (09951-00400),  
09950-70010 (09951-07360)



- (b) Coat a new shaft bearing with molybdenum disulfide lithium base grease.
- (c) Using SST and a press, press in the shaft bearing.  
SST 09950-60010 (09951-00460),  
09950-70010 (09951-07150)